
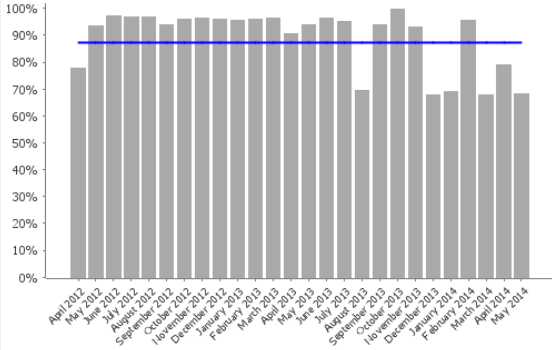



Scrutiny Committee – Performance Data (Data for May 2014)

Code	Short Name	Current Value	Current Target	Current Status	Performance Chart	Cumulative (Year to Date) Performance			Latest Note
						2014/15			
						Value	Target	Status	
LPI DC 001	The percentage of planning applications assessed for validation in 5 days	68.2%	87.5%			73.6%	87.5%		<p>During April and May this year a total of 397 planning applications have been received, an increase of 8.5% from the 366 received over the same period last year.</p> <p>The number of complex major applications received over the period has increased by 125% from 4 to 9.</p> <p>The level of resource required to validate major planning applications has had a knock on effect on the overall performance of the team. Overall performance in the processing times for major, minor and other planning application types remains at target levels for the year to date. However it is recognised that the impact of receipt of a high number of major planning applications will not be evident until three months until after they have been received.</p>